

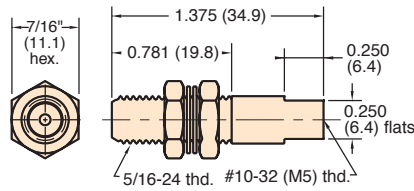


MINIMATIC® QUICK CONNECT

MQC-V3



Valve Body




Material: Brass

Thread: Tapped #10-32

Mounting: In panel or bracket to 1/4" thick with two 7/16" mounting nuts and lockwashers furnished; like MQC-V2, but end is tapped #10-32 instead of threaded

Seals: Buna-N

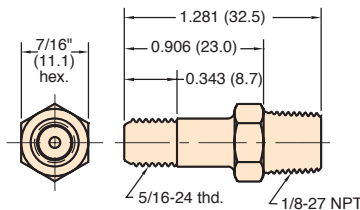
Use: For connection with external shut-off to external hose, use hose connectors: [MQC-F](#), [MQC-FT](#), [MQC-F2](#)

Options: (-ENP), (-M5) 

MQC-VP



Valve Body



Material: Brass

Thread: 1/8" NPT base; 5/16-24 body

Use: For connection with external shut-off to external hose, use hose connectors: [MQC-F](#), [MQC-FT](#), [MQC-F2](#)

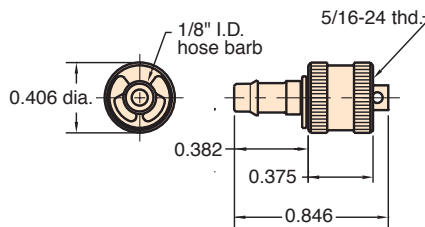
Seals: Buna-N

Options: (-ENP), (-MR)

MQC-FS



1/8" Hose Connector



Material: Brass

Thread: I.D. of knurled end screws onto male end of valve bodies

For Use With: 1/8" I.D. Vinyl, Buna-N or braided hose

Installation: Simply push hose onto barbed end and secure with hose clamp [5000-1](#), [5000-2](#) or [5000-1A](#).

Seals: Buna-N

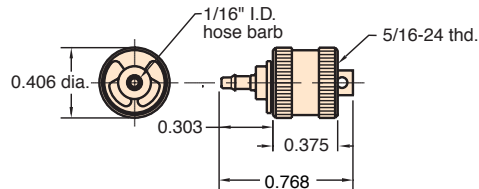
Options: (-ENP)

Triple Barb: Order [MQC-F](#)

MQC-F2S



1/16" Hose Connector



Material: Brass

Thread: I.D. of knurled end screws onto male end of valve bodies

For Use With: Subminiature VYH1-0402-CLT 1/16" ID vinyl hose

Installation: Simply push hose onto barbed end and secure with slip-over hose clamp furnished

Seals: Buna-N

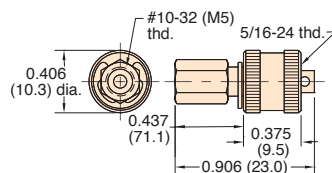
Options: (-ENP)

Triple Barb: Order [MQC-F2](#) 

MQC-FT



#10-32 (M5) Tapped Connector




Material: Brass

Thread: Outlet is tapped #10-32 or M5 Metric. I.D. of knurled end screws onto male end of valve bodies: [MQC-V2](#), [MQC-V3](#), [MQC-VP](#)

Mounting: Outlet mounts with #10-32 (M5) short coupling 11999

Seals: Buna-N

Options: (-ENP), (-M5) 

Tip

When assembling #10-32 threaded fittings with gaskets, turn the fitting in until the gasket contacts the surface. Then give the fitting less than a 1/4 turn to achieve a good seal.